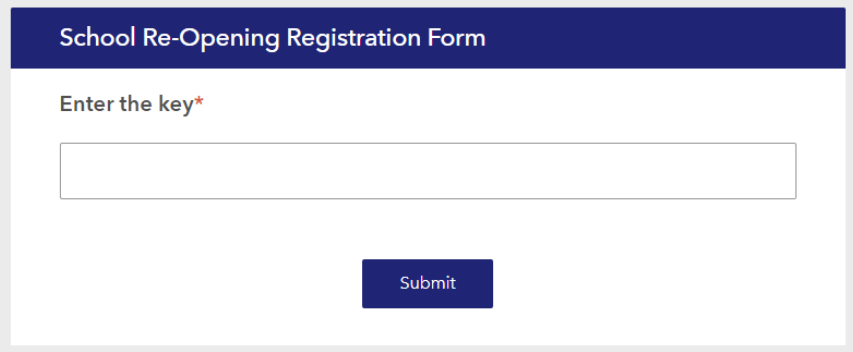
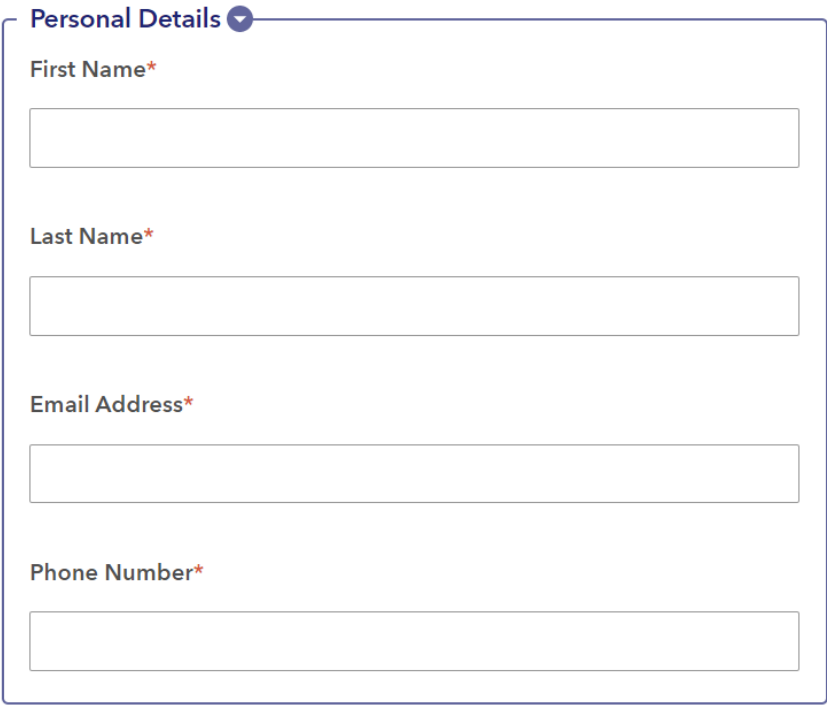


Statewide School Reopening Status Dashboard

Overview of Registration Process

Note: This is an overview of the registration process for **NEW** Points of Contact for Districts, Charter Schools, and Private Schools.

If you have any questions regarding the data submission process, please submit a ticket using the [CA Safe Schools Support Help Desk](#). You can also call the Help Desk at **(916) 229-8857** and leave a message. Questions will be responded to within the same business day.

<p>STEP 1</p> <p>Enter access code (key) in registration survey</p> <p>Registration link: https://arcg.is/1Smz1z0</p> <p>Access code (key): E#9!yD4ZHmjr2pg</p>	
<p>STEP 2</p> <p>Complete registration form</p>	

STEP 3

Click *District*, *Charter*, or *Private* and enter reporting details

Reporting Details ▾

LEA or Private*

District Charter Private School or District Not Found

School County*

Alameda ▾

School District/ County Office of Education*

▾

STEP 4

Within 24 hours of registration, each point of contact will receive an activation email from ArcGIS Notifications

An invitation to join an ArcGIS Online organization, California Department of Technology Hub Community.

ArcGIS Notifications <notifications@esri.com>
To: Maddie Haynes

Reply Reply All Forward ...

Thu 1/21/2021 9:02 AM

Hello,
Thank you for registering for the State of California Safe Schools for All Hub. Please use the activation link and username provided below to create your account.
Once you have created your account, please navigate to <https://ca-reopening-status-survey-site-california.hub.arcgis.com>, where you will be able to submit the reopening status of your school beginning Monday, January 25th.
Please remember your username and password, as they are required each time you access the reopening status form.
Thank you!

Please click this link to finish setting up your account and establish your password to join the organization, California Department of Technology Hub Community:
<https://www.arcgis.com/home/newuser.html?invitation=A0e6d8bdb85b9484b8e1b1ae25b37883b>

This link will expire in 14 day(s).

Note that your account has already been created for you with the username, **mhaynes_cahub**.

If you have difficulty signing in, please contact ESRI ProSupport (mhaynes@esri.com). Be sure to include a description of the problem, the error message, and a screenshot.


Reopening Status Form

Username

Activation Link

STEP 5

Activate account. Set password and security questions

Security Question and Answer 

A security question has not been set for your account. Setting a security question and answer allows you to reset your password if needed. Choose a question from the drop down menu below and enter your answer in the input box provided.


Security Question:

Select one ▾

Answer:

▾

OK

Security Question and Answer 

A security question has not been set for your account. Setting a security question and answer allows you to reset your password if needed. Choose a question from the drop down menu below and enter your answer in the input box provided.

Security Question:

Select one ▾

Answer:

▾

OK