


Salinas City Elementary School District

	Enrollment ('22-'23)	Chronic Absence Rate ('21-'22)	Chronic Absence Rate ('22-'23)
English learners	4,454	35%	22.2%
Foster	14	23.8%	35.7%
Homeless Youth	3,256	38.3%	26.7%
Students with disabilities	990	51.5%	38.9%
Socio-economically disadvantaged	6,618	39.8%	28.6%
District Total	8,551	37.7%	26.9%

Salinas City Elementary School District serves 8,273 K-8 students in fifteen schools in Salinas, California. Salinas City joined the Research Practice Partnership with a 37.7% chronic absence rate at the end of 2021-22, which has improved to 26.9% in 2022-2023.

Team Composition

District - School - Community

Included: Superintendent, MTSS coordinator, Executive Director of Pupil Personnel Services, Director of Special Education, PBIS Coordinator, building level leaders, counselors, Parent Coordinator, and a Parent



Problem of Practice

Salinas City identified high rates of chronic absence among students with disabilities as their equity challenge. The district noted the need for greater engagement with families of students with disabilities to create a greater sense of belonging.



Goal

Reduce chronic absence rates for students with disabilities at one site from 50% to 35% by the end of the 2022-23 school year.



Strategies

Team members hypothesized that if they met one-on-one or in small groups with students to set attendance goals and communicated those goals to teachers and families as a means of creating a support team would help ensure students achieved their goals. They also agreed to communicate the importance of attendance to families.



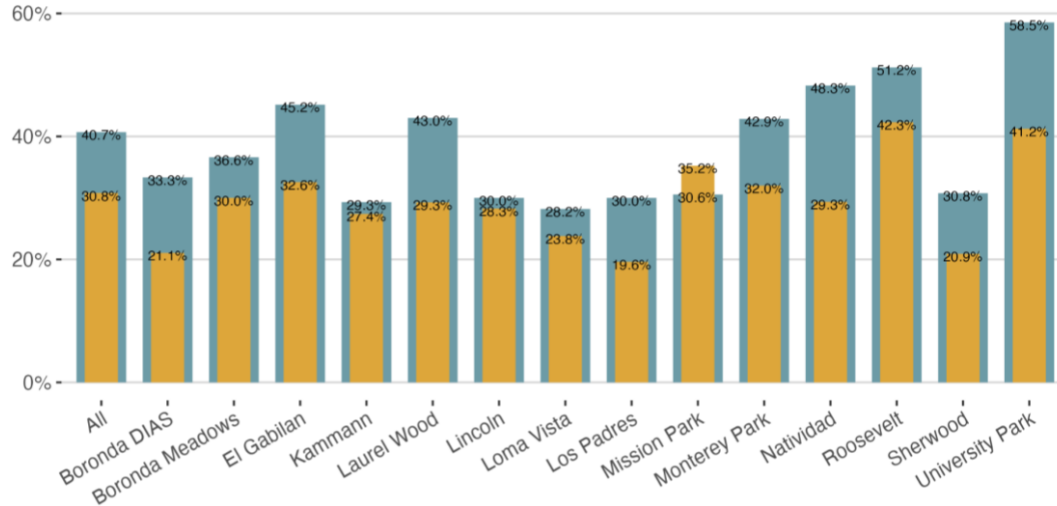
Results

Between January 2023 and January 2024, Salinas City reduced its overall chronic absence rate by 7.7 percentage points. Students with disabilities saw a nearly 10-percentage point decline districtwide and a slightly higher decline in the focal school.

SCESD SWD Students Percent Chronically Absent

Yellow is through January 22, 2024

Blue is through January 20, 2023

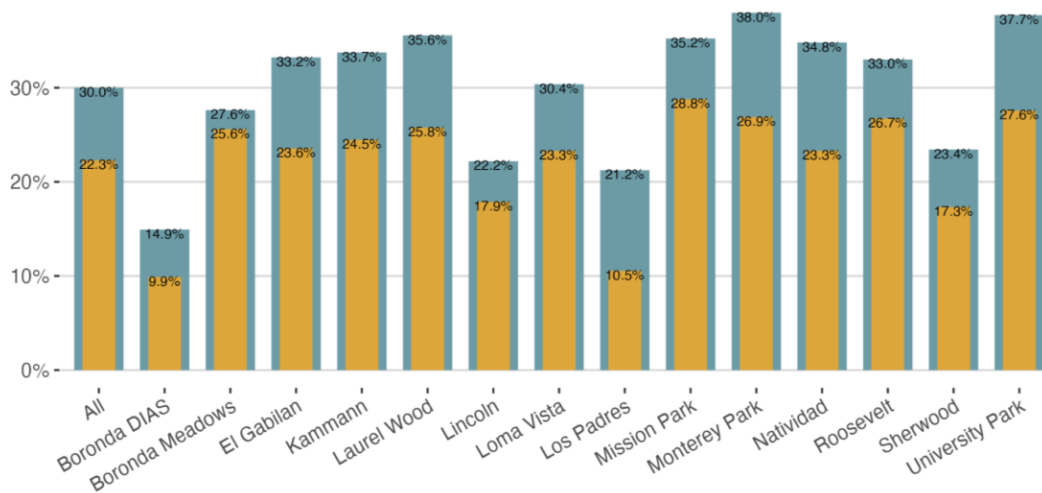


Chronic absenteeism rates for students with disabilities in January 2023 and January 2024.

SCESD All Students Percent Chronically Absent

Yellow is through January 22, 2024

Blue is through January 20, 2023



Chronic absenteeism rates for all students in January 2023 and January 2024.

The Monterey County Office of Education, in collaboration with CCEE, is facilitating a network of four district teams to enhance student attendance by examining data, conducting root cause analyses, and challenging mental models. Explore the partnership's work and the district teams' efforts here.

